

The port of Brussels: a beating heart in the city

Gert Van der Eeken

General Director Port of Brussels

21 June 2023





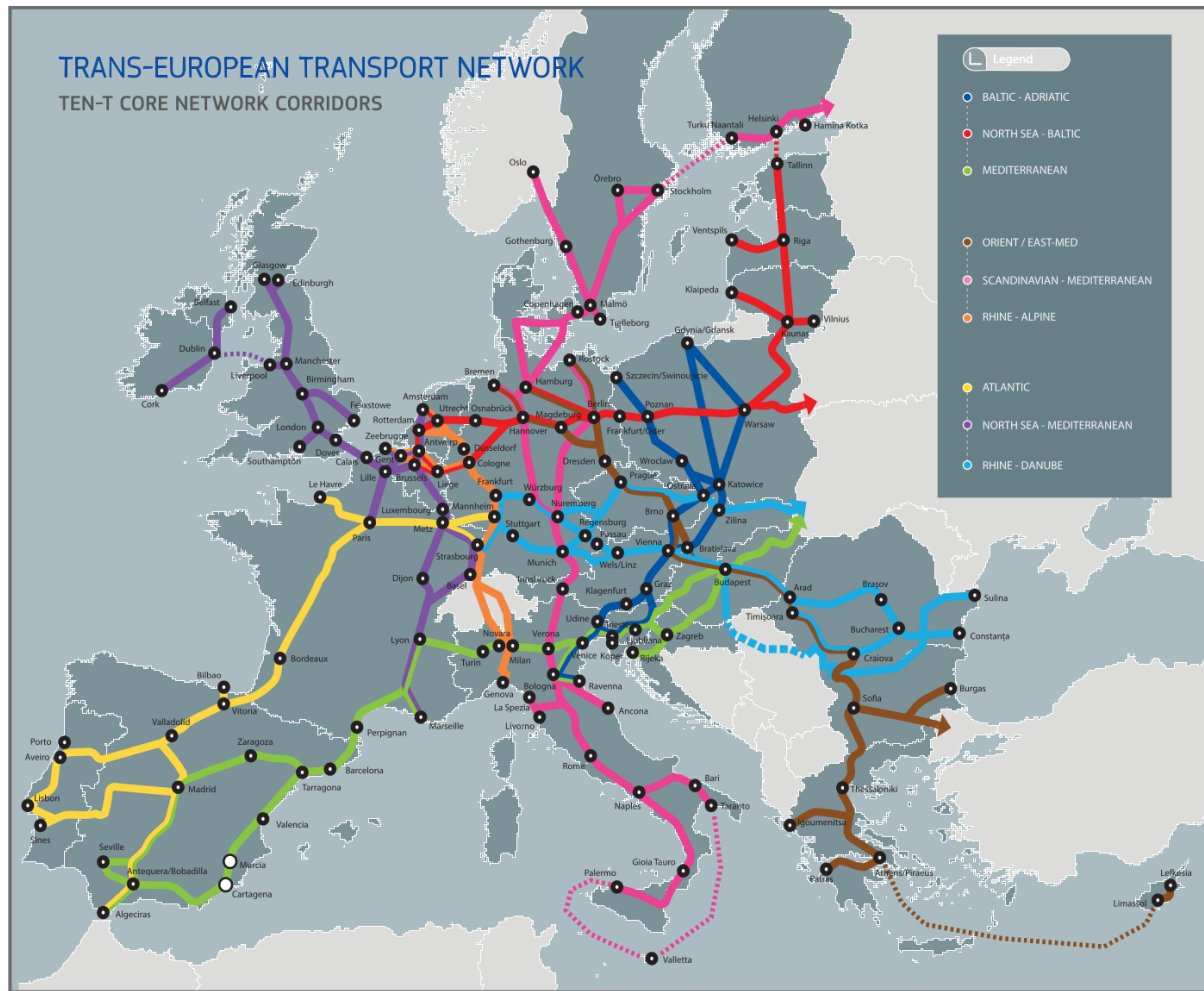
The Port of Brussels

As a public interest body and legal entity, the Port of Brussels has four groups of public shareholders whose shares are distributed as follows:

- The **Brussels Capital Region**, which holds a 58.05% share of the capital;
- The **City of Brussels**, which holds a 33.40% share of the capital;
- The **8 Brussels municipalities shareholders of the former Société du Canal** (Molenbeek-Saint-Jean, Schaerbeek, Saint-Gilles, Anderlecht, Saint-Josse-ten-Noode, Ixelles, Koekelberg, Etterbeek) which jointly hold a 4.88% share of the capital;
- The **S.A. Bruxelles-Infrastructures-Finances**, division of finance.brussels, which holds a 3.67% share of the capital.

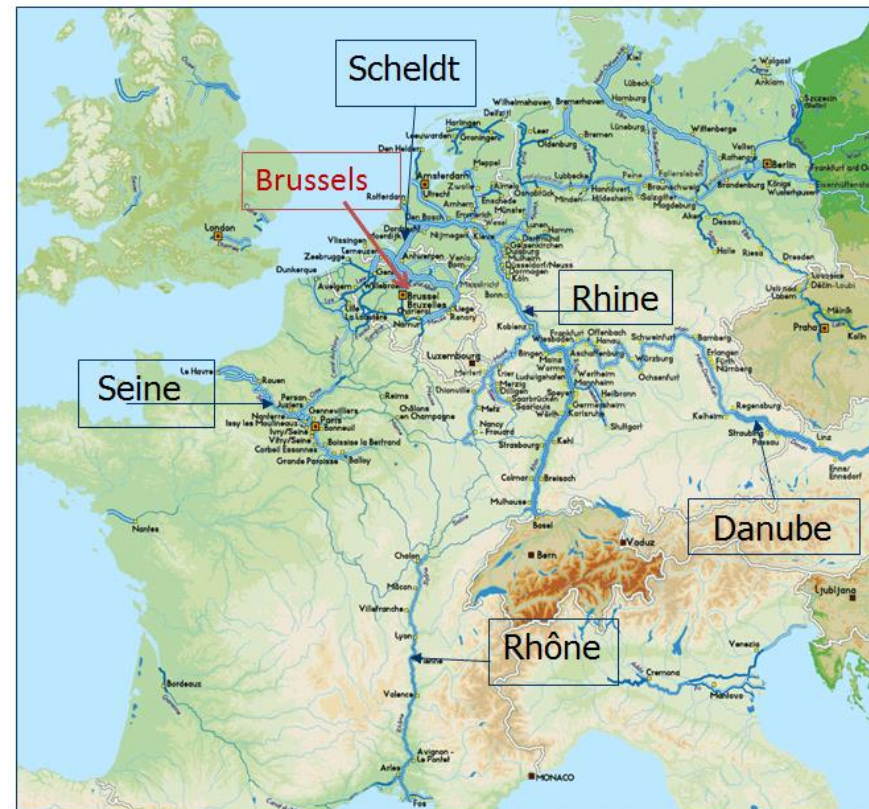


The canal is part of
the 42,000 km Trans-
European Waterway
Network





Geographic situation in Europe





The ABC axis

A : Port of Antwerp

gabarit > 5.000t

B : Port of Brussels

gabarit > 1.350t

C : Centre – Port of Garocentre



Location in the Brussels region

1. BRUSSELS

- 16,500 ha
- population 1.2 million (hinterland = 3 M.)
- 80,000 companies (especially SME)
- 600,000 jobs

2. PORT

- 104 ha
- 300 companies
- 9,000 direct + indirect jobs

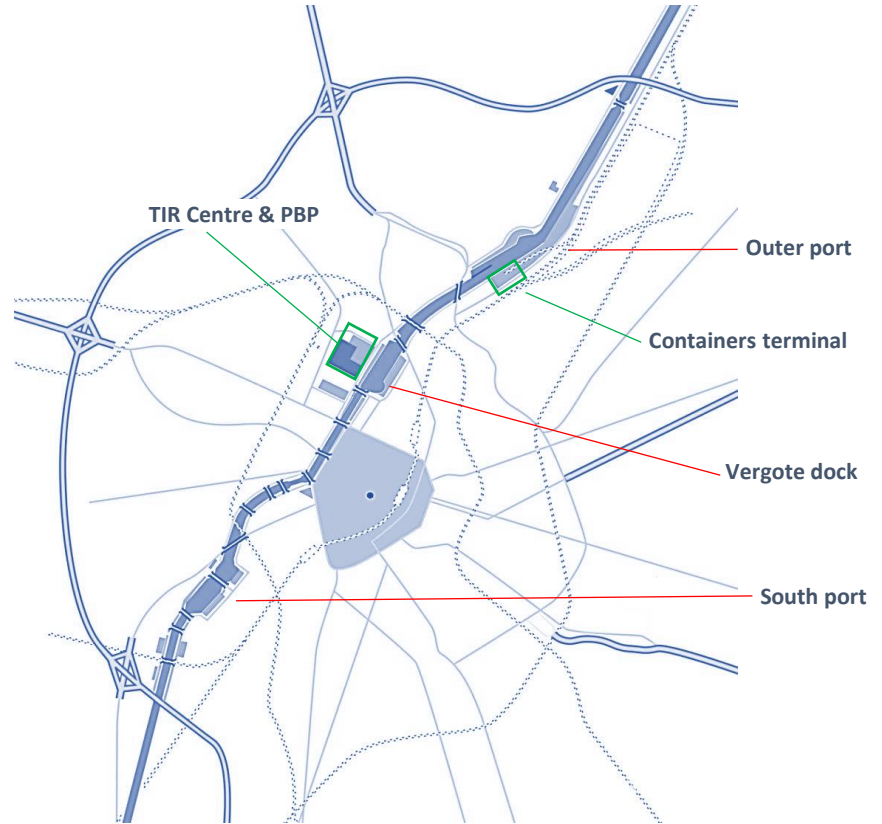




Integrated multimodal platform

3 docks spread within the Region

- Waterways infrastructures:
 - Canal = 14 km
 - = 28.8 km river banks
 - Quays = 5.67 km (19.7%)
 - Maritime quays = 2 km
- 2 docks and 20 bridges
- Trimodal terminal for containers
- TIR Centre : 160,000 m² storage facilities and offices
- Rail connection in the outer port (right riverbank)





Missions

- **Port operator**
“Landlord port” : it owns the land within its estate, which it then rents for a fixed period to companies and individuals, for their economic activity.
- **Waterway Manager**
Management of 3 mobile bridges (Buda, Gosselies and Hospices) and two locks (Molenbeek and Anderlecht). The port also takes care of the maintenance of the quays and banks, as well as dredging the waterway.
- **Logistics services and urban distribution**
The Port also acts as logistics expert for the Region, helping to switch road transport to eco-friendly modes of transport (waterways, rail, etc.). The Port sends a free transport consultant to companies ready to take on this challenge.



Management Agreement 2021-2025 Port/Region

- A regional commitment of 93,5 millions euros
- Reinforcement of the role of the port as a major player for the economic and environmental transition





Waterway traffic 2022

Global traffic (in tons)			
	2022	2021	Δ 22-21
Brussels transshipments	5 070 120	5 452 303	-7,0%
Transit	1 709 383	1 658 955	3,0%
Total	6 779 503	7 111 258	-4,7%





Waterway traffic

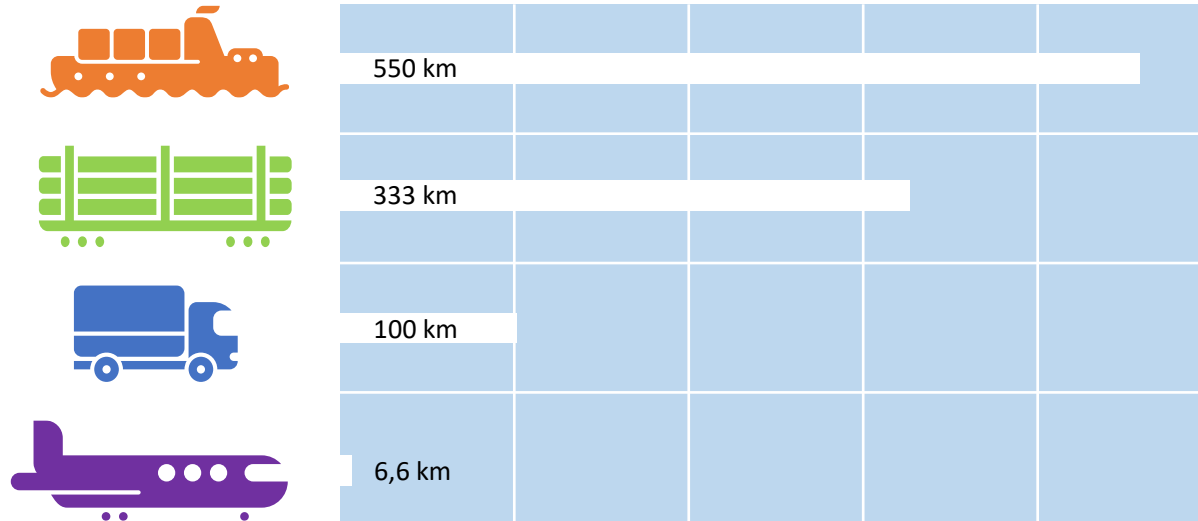
Traffic evolution (in thousands of tons)	2022	2021	Δ22-21
Building materials	2 892 296	3 331 892	-13, 2%
Oil products	949 346	1 114 737	-14,8%
Others (containers)	776 844	590 907	31,5%
Agricultural products	220 968	200 320	10,3%
Ores & scrap metal	84 263	118 434	-28,9%
Food-industry products	80 836	54 977	47,0%
Metal-industry products	38 155	14 270	167,4%
Chemicals	25 915	267 66	-3,2%
Solid mineral fuels	1 500	0	100,0%
Total	5 070 120	5 452 303	-7,0%





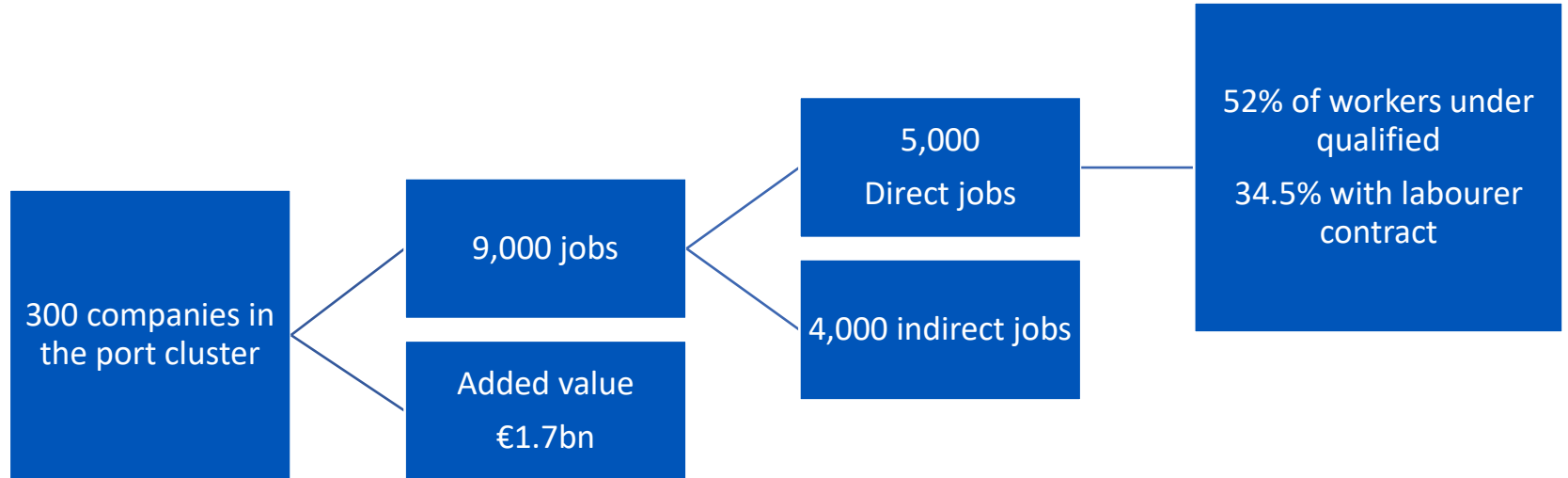
A tool for sustainable development

Distance travelled with 5 litres of fuel for 1 ton of goods



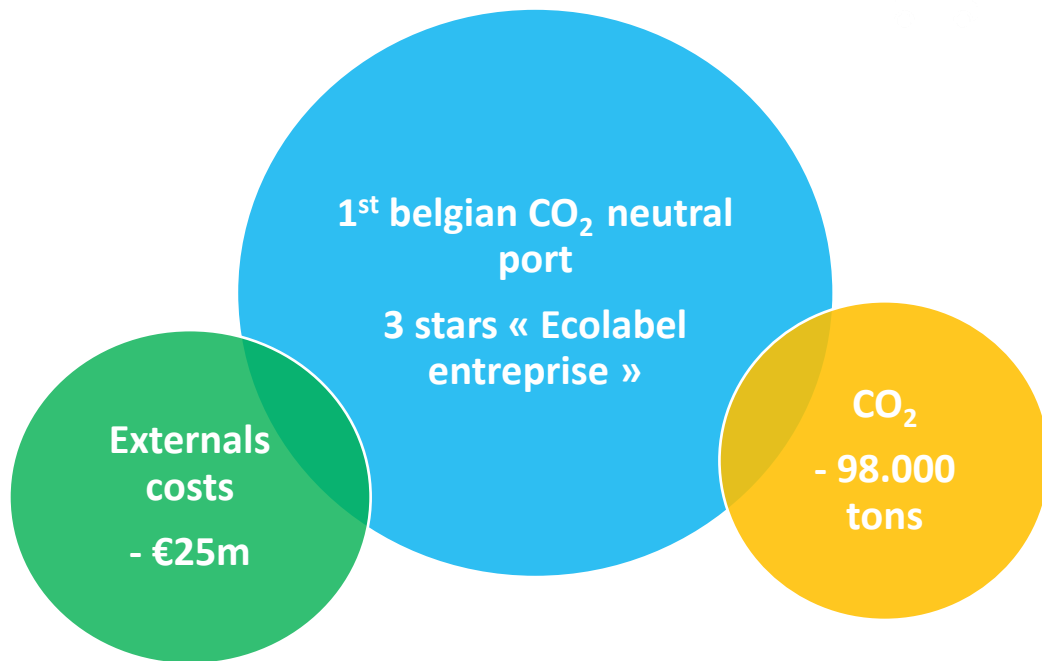


Jobs





Impacts on the environment and greenhouse gas emissions 2022





European ambitions: innovative projects

- Over 20 years of experience with EU funded programs and international cooperation

**Innovative
logistic
solutions**

**Smart IT
systems**

Modal shift

**Sustainable
city
distribution**

**Greening
and
alternative
energy**

Thank you for your attention

Follow us :

